

BELTWAY 8 NORTH FEEDER (300' R.O.W.)

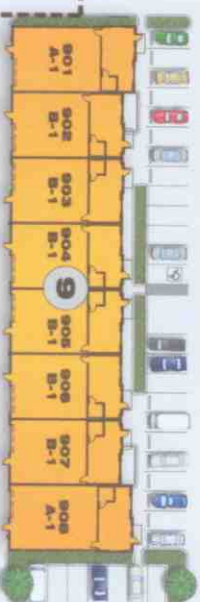

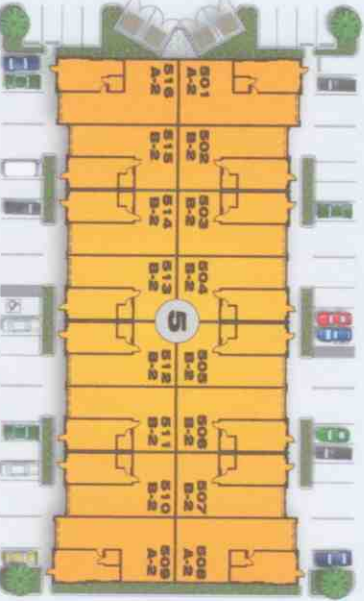
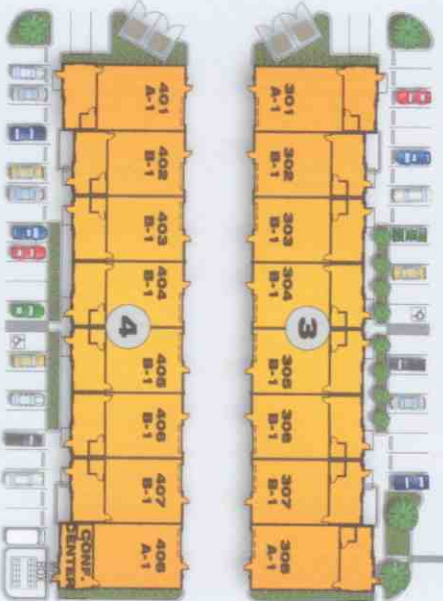
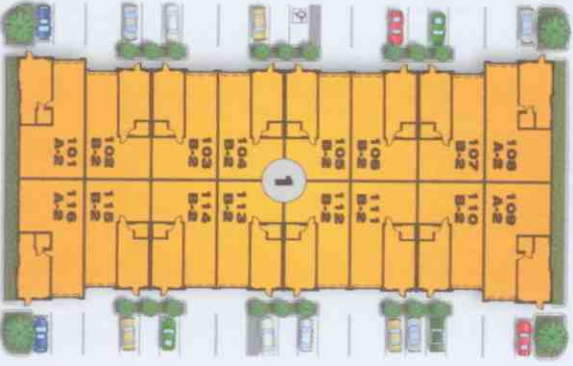
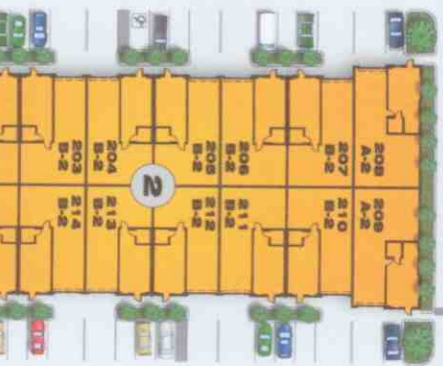
25' BUILDING LINE

BILLBOARD SIGN

SALES OFFICE
TEMP. TRAILERS

CONSTRUCTION TRAILER

PROPOSED
DETENTION



S 87°28'44" W - 536.54'

S 87°28'44" W - 654.51'

N 87°13'42" E - 539.49'

N 87°13'42" E - 539.49'

N 87°17'44" E - 376.79'

376.79'

S 02°00'35" E - 149.87'

N 87°14'16" E - 249.79'

S 87°17'44" E - 177.70'

S 87°17'44" E - 177.70'